

100 Series

Pressure & Flow

Model WW-13Q-BT

Quick Pressure Relief Valve

Hydraulically operated, diaphragm actuated quick pressure relief valve that relieves excessive system pressure when such pressure rises above a pre-set value.

It responds immediately, accurately, and with high repeatability to a rise in system pressure by opening fully. It also provides smooth drip tight closing.

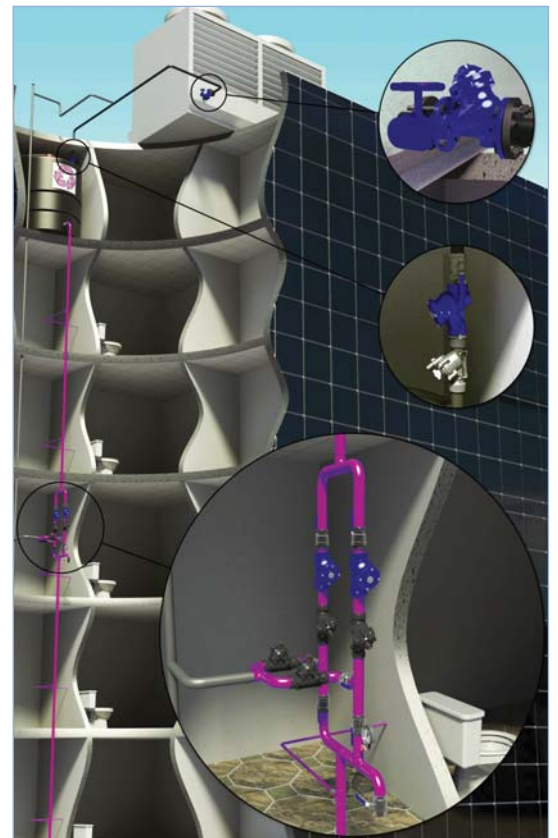
The BERMAD 100 hYflow, at the leading edge of control valve design, are hydraulic plug- type, diaphragm operated valves.

This highly durable series utilizing industrial glass-filled nylon, combines simple and reliable construction with superior performance under wide range of operation conditions.




Typical Application

- Burst protection for recycled water supply lines in buildings; garbage collection rooms, garden irrigation pipes, etc.
- Elimination of momentary pressure peaks in low pressure gravitational collection lines of water treatment units in high-rise buildings
- Burst Protection for Swimming pools and spas pipes
- Protection against excessive pressure in filtration systems and automatic back flushing systems in buildings
- High pressure safety valve for Reverse-Osmosis and De-Mineralized water applications



For illustration only



100 Series

Pressure & Flow

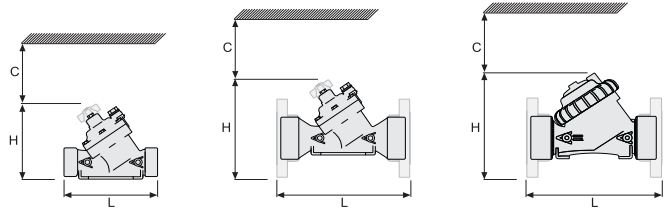
Model WW-13Q-BT

Features and Benefits

- High quality industrial grade construction materials ensure reliable, resilient and long lasting operation
- Flexible super travel diaphragm and balanced plug provide smooth operation with low actuation pressure and diaphragm protection
- Straight flow-through design of valve body ensures in ultra-high flow capacity with minimal loss of pressure
- Highly durable and resistant to harsh environmental conditions
- Simple design with few parts allows easy in-line inspection and service
- 2-way pilot and control loop provide immediate and accurate response to sudden pressure variations
- On-site adjustable pilot – simple and easy calibration of required pressure level
- System failure indication provides visual indication to maintenance personnel of aberrant operation conditions requiring immediate attention
- Pilot and control loop constructed from heavy duty environment friendly materials ensure long lasting and reliable operation even after long standby periods

Technical Data

Table		Kv	C (mm)	L (mm)		H (mm)		W (mm)		Weight (kg)	
DN	inch			Thr	Fla	Thr	Fla	Thr	Fla	Thr	Fla
50	2"	100	350	230	230	185	185	135	135	1.35	1.35
65	2½"	100	370	230	230	185	185	135	135	1.40	1.40
80	3"	100	395	298	308	195	255	190	100	1.60	2.50
100	4"	200	430	n/a	350	n/a	294	115	115	n/a	4.90



End Connections:

Threaded: Female ISO-7-Rp or NPT for 1½, 2 & 3"

Male ISO-7-Rp 2"

Flanged: 3 & 4"

Plastic or metal "Corona" with elongated slot enable meeting diverse flange standards ISO PN10, ANSI 125, JIS 10K

Pressure Rating: 10, 12 bar (145, 174 psi)

Valve Pattern: Y & Angle (3")

Working Temperature: Water up to 60°C (140°F)

Main Construction Materials:

Body, Cover and Actuator: Glass-Reinforced Nylon

Internals: Plug: Glass-Filled Nylon

Control Trim System: Plastic, Brass, bronze accessories

Elastomers: NBR [Buna-N]

Colour: Potable water - Blue/12 Bar,

General applications - Black/10 Bar

For other optional materials consult BERMAD

How to Order

Please specify the requested valve in the following sequence:

Size	Model	Category	End Connections
	13Q	BT	
2" 2½" 3" 4"			Flanged ISO-10 10 JIS-10K J1 ANSI125 A1 Threaded NPT NP BSP BP



Trädgårdsteknik AB
Helsingborgsvägen 578
262 96 ÄNGELHOLM
Telefon: 0431-222 90
Telefax: 0431-222 70
info@tradgardsteknik.se
www.tradgardsteknik.se
